



www.OntarioPathfinders.ca



STANDING ORDERS – PART 2

www.ontariopathfinders.ca



LOGO DESIGN CONTEST WINNER

Congratulations to **Andrei Rodriguez** for winning the Camporee Logo Design Contest. He will be receiving a \$100 Amazon gift card and a trophy to be awarded at camporee.



THEME SONG CONTEST

Congratulations to the **Northwest Brampton Aggelos Pathfinder Club** for winning the Camporee Theme Song Contest. The club will receive one (1) ticket to the 2024 *Believe the Promise* International Camporee in Gillette, WY, and a music trophy to be awarded at camporee.

Overcomer

Be of good cheer
Jesus has overcome the world
In his hands, he has everything under control
Whatever life may throw your way
Stand up tall and shout and say
I am an overcomer through Jesus Christ the Son
I am an overcomer that is who I am

Chorus:

Over, overcomer,
Over overcomer over, overcomer that is who I am
Over overcomer that is who I am

I am an overcomer on the path to save the world
People are lost and we need to give the word
That Jesus died on Calvary
So now we have the victory
I am an overcomer through Jesus Christ the Son
I am an overcomer that is who I am

Chorus:

Bridge:

Saluting Captain Jesus, Pathfinders brave and strong
We are overcomers and the victory's already won!




Please click the image above or YouTube link below to watch the music video performed by the Northwest Brampton Aggelos Pathfinders.

<https://youtu.be/hrB7rwnEQwU>

Please share this link to your Pathfinders so they'll learn the theme song even before coming to camporee.

SOUVENIR SHIRT

Each registered camper will receive a camporee shirt



GUEST SPEAKER



PASTOR JEPHTAH NDLOVU

A native of Southern Africa – Zimbabwe is the firstborn son of Dr Herbert and Dr Ivonne Ndlovu and two siblings, Simthandile and Zolile. Jephthah grew up in a Pastoral family. Growing up in a pastoral family and African home meant that he grew up in an *extended family. In jest, he often uses his family dynamics to explain why his cooking skills are less than perfect.

His mantra as he serves Gods people is to let them know that Jesus is able to keep them from falling, not just for their survival but to enable them to thrive to their fullest potential as they await a Jesus who is coming in the fullness of time.

Currently, he serves as Assistant Pastor of the Windsor Seventh-day Adventist Church.



CAMPOREE SCHEDULE

Date/Time	Events	In- charge
Tuesday, August 9, 2022		
09:00	Campsite Gate Opens	Pathfinder Council
09:00- 17:00	Onsite Registration / Camp Set- up	Pathfinder Council/Clubs
17:00- 18:00	Supper	All
18:00- 18:30	Formation/Prep for Parade	Pathfinder Council
18:30- 19:20	Parade / Opening Ceremony	Colour Party / Pathfinder Council
19:30	Gate Closed	Pathfinder Council
19:30-21:30	Nighttime Program/ Flag Lowering	Pathfinder Council
22:00	Lights Out	All Campsites
Wednesday, August 10, 2022		
06:30	Camp Wake Up	Directors
06:30- 07:00	Directors' Meeting @ HQ	Pathfinder Council
07:00 - 07:05	Flag Raising	Colour Party
07:10-07:40	Worship & Exercise	Individual Campsites
07:45-08:45	Breakfast	Individual Campsites
09:00- 12:30	Activities & Honors	Pathfinder Council
12:30 – 13:45	Lunch	Individual Campsites
14:00- 18:00	Activities & Honors	Pathfinder Council
18:30- 19:30	Supper	Individual Campsites

19:30 -19:35	Flag Lowering	Colour Party
19:40- 21:30	Nighttime Program	Pathfinder Council
22:00	Lights Out	All Campsites
Thursday, August 11, 2022		
06:30	Camp Wake Up	Directors
06:30 - 07:00	Directors' Meeting @ HQ	Pathfinder Council
07:00 - 07:05	Flag Raising	Colour Party
07:10 - 07:40	Worship & Exercise	Individual Campsites
07:45 - 08:45	Breakfast	Individual Campsites
09:00-12:30	Activities & Honors	Pathfinder Council
12:30 – 13:45	Lunch	Individual Campsites
14:00- 15:30	Drill Demonstration	Pathfinder Council
14:00 - 15:30	Activities/Honors	Pathfinder Council
16:00 - 18:00	Drum Demonstration	Pathfinder Council
16:00-18:00	Activities/Honors	Pathfinder Council
18:00- 19:30	Supper	All
19:30 -19:35	Flag Lowering	Colour Party
19:40- 21:30	Nighttime Program	Pathfinder Council
22:00	Lights Out	All Campsites
Friday, August 12, 2022		
06:30	Camp Wake Up	Directors

06:30-07:00	Directors' Meeting @ HQ	Pathfinder Council
07:00 - 07:05	Flag Raising	Colour Party
07:10- 07:40	Worship & Exercise	Individual Campsites
07:45-08:45	Breakfast	Individual Campsites
09:00- 12:30	Activities/ Honors/Campsite Inspection	Pathfinder Council
12:30 – 13:45	Lunch	Individual Campsites
13:00- 17:00	Activities & Honors	Pathfinder Council
17:00- 18:00	Sabbath preparation	Pathfinder Council
18:30- 19:30	Supper	Individual Campsites
19:00 -19:05	Flag Lowering Ceremony	Colour Party
19:30- 21:00	Nighttime Program	Pathfinder Council
22:00	Lights out	All Campsites
Sabbath, August 13, 2022		
06:30	Camp Wake Up	Directors
06:30 - 07:00	Directors' Meeting @ HQ	Pathfinder Council
07:00 - 07:05	Flag Raising	Colour Party
07:10 - 07:40	Worship & Exercise	Individual Campsites
07:45 - 08:45	Breakfast	Individual Campsites
9:00 - 10:00	Uniform and Tent Inspection	Pathfinder Council
10:30 - 12:30	Worship	Pathfinder Council
12:30 - 14:30	Sabbath Lunch	Individual Campsites
14:30 - 17:00	Honors/Nature Walk	All

17:00- 18:30	Supper	Individual Campsites
19:00 -19:05	Flag Lowering Ceremony	Colour Party
19:30- 21:00	Nighttime Program	Pathfinder Council
21:30- 22:30	Corn Roast/Boil	Pathfinder Council
23:00	Lights Out	All Campsites
Sunday, August 14, 2022		
06:30	Worship & Exercise	Individual Campsites
07:00 – 07:30	Breakfast	Individual Campsites
07:30 – 12:00	Break Camp & Homeward Bound	All
11:00 - 12:00	Campsite Inspection	Pathfinder Council
12:00	HOMEWARD BOUND	



MEDICAL INFO & LIABILITY RELEASE FORM

All campers (i.e., Pathfinders, leaders, staff, volunteers, parents, staff children, visitors, etc.) should complete the Medical Information and Liability Release form. Without it, no one will be admitted to camp. Original forms should be completed and signed by parents or legal guardians of Pathfinders, compiled alphabetically in a binder to be presented upon arrival at the gate and subsequently submitted to the First Aid Team at the camporee headquarters. Remember, onsite check-in will not be complete without this binder. Please make triplicate (3) photocopies of the original form to be provided to the following:

- Club Director
- Camporee Headquarters
- Pathfinder (to be placed in a pouch together with the Pathfinder passport) Rest assured, these forms will be treated with much confidentiality.



ONSITE CHECK-IN

Onsite check-in and camp set-up will be on **Tuesday, August 9, 2022** from 9:00 a.m. to 5:00 p.m. As soon club directors arrive at Camp New Lowell, they should report to the camporee headquarters (HQ) for onsite check-in/registration.

Completed and signed **Medical Info and Liability Release and the Videography/ Photography Release forms** should be submitted to the designated duty officer at HQ. Without these forms, no club will be admitted to camporee. Points will be awarded to clubs for on-time onsite registration and camp set-up if completed by 5:00 p.m. on **Tuesday, August 9, 2022**.



CAMP ENTRANCE & FURNITURE

Campsite entrance for each club should be lashed using ropes to fasten wood and other natural materials (no nails and screws). As for the camp furniture, two (2) usable pieces would be required (i.e., table and chair). All camp furniture must be lashed by the Pathfinders themselves using natural wood and either Manila or sisal ropes. (Please do not cut down any trees or remove dead wood from forested area to make furniture). Material must be of natural wood or pre-cut if access to natural wood is not possible. Wood can be bought from garden centres or other places.



CAMP PARKING

Only one vehicle will be allowed to park on each campground for storage purposes. No motorcycles are allowed on the campsite. All other vehicles must be parked at the designated parking area.



CAMP SAFETY & SECURITY

For the safety of all campers, it is imperative that security teams are on-duty round the clock. Thus, the help of as many adult volunteers as possible is needed. All able-bodied people from

each club are encouraged to sign up and be a part of the camporee security team. Points will be awarded to clubs for their volunteer work in the area of camporee security.

Entrance to Camp New Lowell will be supervised and attended 24 hours a day. The main gate will be closed as per schedule and guards will be posted. No one will be allowed to leave or enter the campsite between 11:30 p.m. and 6:00 a.m. except for emergencies. During the other hours, strict monitoring of movement to and from the camp will be enforced.

It is imperative that club directors keep an eye on their Pathfinders at all times. Please come up with a security plan for your club in conjunction with the camporee's general safety and security plan.

Every camper must wear the Overcomer Camporee wristband at all times to be allowed to move around the campsite and be admitted to participate in camporee activities.



EMERGENCY NUMBERS

As you travel to and from camporee, there may be circumstances or situations that might arise. We would like to provide four emergency numbers for your convenience.

Pastor Edwin Martin (Ontario Conference Pathfinder Director) – **416-892-6395**

Chester Lewis (OCPC Executive Coordinator) – **416-587-1173**

Gloria Allen (OCPC Asst. Executive Coordinator) – **647-502-0480**

Akeem Favorite (Overcomer Camporee Committee Chairman) – **416-729-7651**



DIRECTIONS TO CAMP

Camp New Lowell's Address: [5867 County Rd 9, New Lowell, ON L0M 1N0](#)

- From Hwy 401 take exit 359 to merge onto Hwy 400 North toward Barrie
- Stay on Hwy 400 N and take exit 96B for Dunlop St. West for Angus
- Take Country Rd 90 West
- Turn right onto Brentwood Rd/ Country Rd 10
- Turn left onto Country Rd 9
- Stay on Country Rd 9 and drive for about 5.5 km to Camp New Lowell

- The camp entrance will be on the left



CLUB FIRST AID TEAM

Each club is required to have its own first aid team to deal with minor cuts and bruises, and other minor cases. For cases that the club's first aid team could not handle, the patient should be brought to the Camporee First Aid Station for medical assessment. And it would be the camporee nurse's discretion to either call 911 or simply send the patient to the nearest hospital.

Note: Your Club First Aid Station will be checked as part of the campsite inspection.



FIRE EXTINGUISHER

Each club should have a FIRE EXTINGUISHER (A.B.C. rated) on site. This is one of the points of consideration when your campsite is inspected.



HEALTH & SAFETY

At Camporee, the safety of all our pathfinders and staff is our top priority. In view of this, the following safety rules must be observed by all campers:

1. The Pathfinder Council is responsible for establishing a supervised First Aid Station on the campground. This First Aid Station will be staffed, on a rotation basis, by volunteer medical personnel from within our clubs.
2. Each club is responsible for the timely and safe disposal of all garbage from your campsite.
3. Each club must follow established procedures for the disposal of gray water from the campsite.
4. Food must **NOT** be stored in the sleeping tents during the night.

5. Those who will handle or serve food for your club should do the following:
 - a. Wear masks and gloves
 - b. Hold a current Food Handlers certificate
6. Physical distancing should still be observed and respected. Wearing of masks is not mandatory but is encouraged.
7. Peanuts and/or peanut products should **NOT** be brought to Camporee in consideration of people who could have an allergic reaction to these products.
8. Ignitable materials, lighted candles, stoves, heaters or lanterns are prohibited in tents used as living quarters or unattended storage space. Any of the above equipment, while in use outside the tents, should not be left unattended.
9. All campfires will be at the discretion of the local camp authorities and will be at the designated areas only. All fires must be **totally extinguished** by dousing with water before retiring for the night.
10. **Do not Use** petroleum products for starting fires.
11. **No** swimming is allowed.
12. Hiking outside of our designated campgrounds must be supervised.



ADDITIONAL INFORMATION

1. All clubs are responsible for their individual shower facility.
2. Portalets and flush toilets will be available at camp.
3. Snow cones and snacks are available for sale at the Tuck Shop.
4. All vehicles that will enter Camp New Lowell should be pre-registered with the Security Team. Click [HERE](#) to pre-register.
5. There will be **no Drum and Drill Competitions** this year. However, if there are clubs that are ready to do a drum or drill demonstration, the Camporee Committee will be happy to include your drill team or drum corps in the program. If interested, please email Akeem Favorite at akeem.favorite@gmail.com.
6. Garbage and recycle bins, including gray water containers, will be placed at strategic places on the camp. It is recommended that garbage and recyclable items be put in separate bags and disposed properly in

appropriate bins.



PERSONAL PACKING CHECKLIST

- ☐ Pathfinder Type "A" Uniform
 - ☐ Pathfinder Type "B" Uniform
 - ☐ Rain Gear
 - ☐ Warm Jacket
 - ☐ Extra Shoes
 - ☐ Pocket First-Aid Kit
 - ☐ Underwear
 - ☐ Toilet Paper
 - ☐ Flashlight
 - ☐ Water Bottle
 - ☐ Bible
 - ☐ Kleenex
 - ☐ Gloves
 - ☐ Deodorant
 - ☐ Insect Repellent
 - ☐ Warm Sleeping Bag
 - ☐ Mess Kit
 - ☐ Pillow
 - ☐ Pocket Money / Offering
 - ☐ Hand Sanitizer
 - ☐ Masks
-
- ### Optional Items
- ☐ Lesson Quarterly
 - ☐ Toothpaste / Toothbrush
 - ☐ Soap
 - ☐ Towel
 - ☐ Comb
 - ☐ Socks
 - ☐ Hat
 - ☐ Insulated ground Pad or ground Sheet for sleeping
 - ☐ Sunscreen
 - ☐ Binoculars
 - ☐ Camera
 - ☐ Extra Blanket



PATHFINDER HONOURS

Below is the list of Pathfinder honours to be offered at the Overcomer Camporee:

Birds
Camp Craft
Camp Safety
Camping Skills 1
Camping Skills 2
Camping Skills 3
Camping Skills 4
Communications
Ecology
Edible Wild Plants
Fire Building and Camp Cookery
Knot Tying
Orienteering
Origami
Patriarchs of the Bible
Prayer
Sanctuary
Stars
Trees



Pathfinder's Name

Birds

- ☐ 1. Give two characteristics which set birds apart from all other creatures.

1. _____

2. _____

- ☐ 2. Name three flightless birds, tell what their diet consists of, and name the country or continent in which each one lives.

Bird

Diet

Country/Continent

1. _____

2. _____

3. _____

- ☐ 3. Give the day of the week when birds were created.

Find in the Bible the names of five birds and be able to name them from memory.

1. _____ 4. _____

2. _____ 5. _____

3. _____

- ☐ 4. Write or give orally three ways in which God's love and purpose is shown in the creation of birds.

1. _____

2. _____

3. _____

- ☐ 5. Make a list of thirty species of wild birds, including birds from at least five different orders, that you personally have observed and positively identified by sight out of doors.

1. _____	11. _____	21. _____
2. _____	12. _____	22. _____
3. _____	13. _____	23. _____
4. _____	14. _____	24. _____
5. _____	15. _____	25. _____
6. _____	16. _____	26. _____
7. _____	17. _____	27. _____
8. _____	18. _____	28. _____
9. _____	19. _____	29. _____
10. _____	20. _____	30. _____

- ☐ 6. Make a list of five species of wild birds that you personally have positively identified by sound out of doors.

1. _____	3. _____	5. _____
2. _____	4. _____	

- ☐ 7. Do one of the following:
- Set up a feeding station and report on the bird visitors observed for a period of seven days.
 - Find a bird's nest, during the nesting season, identify the species of bird that built it, describe the nest in detail, observe the nest for five days, and report what happened at the nest on each of the days.

c. In the Western Hemisphere: Maintain a hummingbird feeder for 2 months.

(1) What does man-made nectar consist of?

(2) Why shouldn't you use food coloring or honey?

(3) When should the feeder fluid be changed?

(4) How should the feeder be cared for?

d. In other areas of the world: Select at least three different habitats in your area and make comparative bird lists of them indicating the differences in birds expected and found.

Birds, Advanced

1. Have the Birds Honor.
2. Know the laws protecting birds in your state, province, or country.

3. Describe a bird accurately by using standard names for each part of its body.


4. Find answers to either a. OR b.
 - a. In what ways are the feet, legs, and beak of birds variously modified to adapt them to their environment?

- b. On hummingbirds:

- (1) What do hummingbirds eat in the wild and how often?

- (2) Why aren't hummingbirds afraid of large mammals or birds?

- (3) How do their wings move differently from other birds?



Pathfinder's Name

Campcraft

- ☐ 1. Explain how and why weather, season, and water supply are considered when choosing a campsite.

Weather _____

Season _____

Water _____

Explain what care to take with regard to safe water, sanitary facilities, and emergencies.

Safe Water _____

Sanitary facilities _____

Emergencies _____

- ☐ 2. Prepare a list of clothing you would need for an overnight camp in warm and cold weather.

Warm _____

Cold _____

- ☐ 3. Know and practice the safety rules in camping.

- ☐ 4. Show your ability to use a camp knife by demonstrating or explaining safety rules for its use and making shavings for tinder.

- ☐ 5. Prepare for an overnight camp with a group by making a list of personal items and group items that will be needed. (Complete Chart #1)

- ☐ 6. Prepare balanced menus for one cooked breakfast, lunch, and supper. (Complete Chart #2)

- ☐ 7. Complete the following while on an overnight camping trip:

- a. Prepare ground properly for comfortable sleeping.
- b. Correctly pitch and strike a tent.
- c. Prepare a proper safe area for a campfire. Show proper use of wood tools in getting and preparing fuel for a fire.
- d. Show how to protect your camp against animals, insects, and wet or bad weather.
- e. Show how to take proper care of the environment as you camp and leave the area with no trace of having been there.

- ☐ 8. Know eight things to do when lost.

1. _____
2. _____
3. _____
4. _____
5. _____
6. _____
7. _____
8. _____

- ☐ 9. Camp for a continuous three days and two nights, sleeping each night under the stars or in a tent. Be actively involved in cooking at least two of the meals.

Date of campout _____

Meal cooked

1. _____

2. _____

- ☐ 10. Considering the things learned in this honor and the camping done, what is the meaning and the reason of the Pathfinder Camping Code?

Meaning _____

Reason _____

Campcraft, Chart #1

Prepare for an overnight camp with a group by making a list of personal items and group items that will be needed

[illegible]

Campcraft, Chart #2

Prepare balanced menus for one cooked breakfast, lunch and supper.

Breakfast	
Lunch	
Supper	



Pathfinder's Name

Camping Skills I

- ☐ 1. Be at least in the 5th grade.
- ☐ 2. Understand and practice wilderness and camping etiquette, regarding preservation of the outdoors.
- ☐ 3. Know eight things to do when lost.
 - 1. _____
 - 2. _____
 - 3. _____
 - 4. _____
 - 5. _____
 - 6. _____
 - 7. _____
 - 8. _____
- ☐ 4. Be familiar with various types of sleeping equipment suitable to location and season.

- ☐ 5. List personal items needed for a weekend campout. (Complete Chart #1)
- ☐ 6. Plan and participate in a weekend camping trip.
Campout date _____
- ☐ 7. Know how to properly pitch and strike a tent. Observe fire precautions when tent is in use.

- ☐ 8. Know and practice the proper principles for camp sanitation for both primitive and established campsites.

Primitive _____

Established _____

- ☐ 9. Properly use the knife and hatchet. Know ten safety rules for their use.

1. _____

2. _____

3. _____

4. _____

5. _____

6. _____

7. _____

8. _____

9. _____

10. _____

- ☐ 10. Fires:

a. Demonstrate ability to choose and prepare a fire site.

b. Know fire safety precautions.

c. Know how to properly strike a match.

d. Practice building a fire with the use of one match, using only natural materials.

Materials used

e. Demonstrate how to protect firewood in wet weather.

☐ 11. Bake bread on a stick.

☐ 12. Describe the proper procedures for washing and keeping clean the cooking and eating utensils.

☐ 13. Describe sleeping wear and how to stay warm at night.

☐ 14. Draw a spiritual object lesson from nature on your camping trip.

Lesson

☐ 15. Explain and practice the motto: "Take only pictures and leave only foot prints."


Date completed

Instructor's Signature

Camping Skills 1, Chart #1

Prepare for an overnight camp by making a list of personal items that will be needed.

[illegible]



Pathfinder's Name

Camping Skills II

- ☐ 1. Be at least in the 6th grade.
- ☐ 2. Develop a personal philosophy of outdoor etiquette, such as courtesy to other campers and outdoor conservation.

- ☐ 3. Know and understand the following six W's for the selection of a good campsite:

Water _____

Weather _____

Wild things _____

Willingness _____

Wind _____

Wood _____

- ☐ 4. Demonstrate your ability to protect the wilderness and your water source by proper personal hygiene and cooking sanitation.

- ☐ 5. Participate in a weekend campout.

Campout date _____

- ☐ 6. Take part in a camp worship service to include one of the following:

a. Leading song service

b. Sabbath School lesson study

c. Story

d. Worship thought

- ☐ 7. Know how to safely light and use a camp stove and lantern.

- ☐ 8. Know safety rules and demonstrate your ability to properly cut fire wood.

Demonstrate how to break dead wood properly.

- ☐ 9. Using fuzz sticks or shaved sticks, build and know the use of a council or crisscross fire and one type of cooking fire.

Use

Council _____

Crisscross _____

Cooking _____

Review firebuilding safety rules.

- ☐ 10. Explain two ways to keep camp food cool.

1. _____

2. _____

- ☐ 11. Build two different camp cranes.

1. _____

2. _____

- ☐ 12. Prepare camp meals using boiling, frying, and baking.

Boiling _____

Frying _____

Baking _____

- ☐ 13. Demonstrate tent site selection.

Properly pitch and strike a tent.

What precautions should be taken when striking a wet tent?

Properly clean, dry, and store a tent.

- ☐ 14. Bedding:

a. Show proper ways to stuff or roll your sleeping bag or bed roll for travel.

b. Tell how to keep a sleeping bag or bed roll dry on a camping trip.

c. Describe how to properly clean your sleeping bag or bed roll.



Pathfinder's Name

Camping Skills III

- ☐ 1. Be at least in the 7th grade.
- ☐ 2. Review six points in the selection of a good campsite. Review the safety rules of firebuilding.
 - 1. _____
 - 2. _____
 - 3. _____
 - 4. _____
 - 5. _____
 - 6. _____
- ☐ 3. Go on a weekend campout.
- ☐ 4. Lay the following three fires and tell their uses:
 - Hunter's fire _____
 - Reflector fire _____
 - Star fire _____
- ☐ 5. Know six ways to start a fire without a match. Build a campfire using one of these:
 - a. Compressed air
 - b. Curved glass
 - c. Flint
 - d. Friction
 - e. Metal match
 - f. Spark
- ☐ 6. Know how to properly sharpen a hatchet and knife.
 - Hatchet _____
 - _____
 - Knife _____
 - _____
- ☐ 7. Cook a one-pot meal using fresh or dried food.
 - Meal _____
 - _____

- ☐ 8. Describe the various types of tents and their uses.

Mountaineering _____

Alpine _____

Tube _____

Backpack _____

- ☐ 9. How does condensation occur in tents, and how can it be prevented?

- ☐ 10. Demonstrate your ability to anchor a tent down, using the taut-line hitch and two half hitches.

- ☐ 11. While camping, plan and give a ten-minute devotional or organize and lead a nature or Bible game or lead out in Sabbath School, camp church, or camp vespers.

Activity _____

Date Completed _____

- ☐ 12. Properly locate and build one of the following and describe its importance to the individual and the environment:

Camp sink and dishwashing area

Latrine

Shower _____

- ☐ 13. Demonstrate four basic lashings and construct a simple object using these lashings.

1. _____
2. _____
3. _____
4. _____

- ☐ 14. Know how to replace the mantels on a camp lantern.

Demonstrate how to refill gas in a camp lantern and stove.

Know how to maintain the pressure pump on a camp stove in good working order.



Pathfinder's Name

Camping Skills IV

- ☐ 1. Be in at least the 8th grade.
- ☐ 2. Plan and execute a one-hour Sabbath camping activity other than worship to make the Sabbath a meaningful experience.
Activity _____
- ☐ 3. Write a 200-word report or give a two-minute oral presentation on the preservation of the wilderness, discussing etiquette and conservation.
- ☐ 4. Plan your menu for a two-day camping trip and estimate the cost.
(Complete Chart #1)
- ☐ 5. Participate in two weekend campouts.
Campout dates
1. _____
2. _____
- ☐ 6. Start a fire in wet weather, knowing where to get tinder and how to keep your fire going.
Date fire started _____
Where tinder was found _____

How fire was kept going _____

- ☐ 7. Know the wood best suited for making a quick, hot fire.

- ☐ 8. Know the wood best suited for making coals for cooking.

- ☐ 9. Demonstrate how to split firewood.

- ☐ 10. Demonstrate the proper care and storage of camp foods and how to build various caches to protect food from animals.
- ☐ 11. Prepare a camp dinner with soup, vegetables, entree, and drink, all of which must be cooked.

Menu _____

- ☐ 12. Bake your food in a reflector oven.

Menu _____

- ☐ 13. Purify water by three different methods.

1. _____
2. _____
3. _____

Camping Skills IV, Chart #1

	Breakfast	Cost Estimate	Lunch	Cost Estimate	Supper	Cost Estimate
Day 1						
Day 2						

Total Estimated Cost: \$ _____



Patfinder's Name

Communications

- ☐ 1. Do one of the following:
- a. Send and receive by International Morse Code at the rate of three words per minute using flashlight, whistle, mirror, buzzer, or key. (Five-letter words, minimum of 20 words.)
 - b. Send and receive by semaphore code at the rate of seven words per minute using semaphore flags. (Five-letter words, minimum of 20 words.)
 - c. Send and receive by International Morse Code at the rate of three words per minute using wigwag flags. (Five-letter words, minimum of 20 words.)

Message sent _____

Message received _____

Date completed _____

Instructor's Signature _____

**Vocational
General Conference
2002 Edition**

Communications, Advanced

- ☐ 1. Have the Communications Honor
- ☐ 2. Do one of the following:
 - a. Send and receive by International Morse Code at the rate of eight words per minute using flashlight, whistle, mirror, buzzer, or key. (Five-letter words, minimum of 20 words.)
 - b. Send and receive by semaphore code at the rate of 12 words per minute using semaphore flags. (Five-letter words, minimum of 20 words.)
 - c. Send and receive by International Morse Code at the rate of eight words per minute using wigwag flags. (Five-letter words, minimum of 20 words.)

Message sent _____

Message received _____



Pathfinder's Name

Ecology

- ☐ 1. Construct a diagram of a fresh-water pond ecosystem with pasted-on animal cutouts.
- ☐ 2. Pick one mammal, bird, reptile, and amphibian from your home environment, and for each construct a diagram of its ecological pyramid.

Mammal _____ Bird _____

Reptile _____ Amphibian _____

- ☐ 3. Know the meaning of the following terms:

Ecology _____

Community _____

Food chain _____

Commensalism _____

Ecological succession _____

Plankton _____

Conservation _____

Climax community _____

Eutrophication _____

Biome _____

- ☐ 4. Make detailed field observations and a careful library book study of the habitat of some small animal in your own environment. Write a report of about 700 words, one-half from your field observations and one-half from your book study.

- ☐ 5. Define an ecosystem and state what the basic biological and physical factors are that keep it a balanced system.

Ecosystem _____

Biological factors _____

Physical factors _____

- ☐ 6. Investigate the disposal of trash in your community. How much is disposed per family per day?

per week? _____

per year? _____

How better can it be taken care of?

- ☐ 7. Check the daily paper for one month for the nearest large city for the air pollution level or air quality and plot on graph paper the results for the month. Find out what caused the peaks on your graph.

- ❑ 8. List ten ways in which you might actively work to improve the environment in which you live. Put four of these into practice.
1. _____
 2. _____
 3. _____
 4. _____
 5. _____
 6. _____
 7. _____
 8. _____
 9. _____
 10. _____

- ❑ 9. Find a Spirit of Prophecy quotation and a Bible text pertinent to ecology, and be able to explain their relevance and application to our day.
- Spirit of Prophecy _____
- Bible Text _____
- Explanation _____
- _____
- _____
- _____
- _____
- _____
- _____



Pathfinder's Name

Edible Wild Plants

- ☐ 1. Photograph, collect pictures of or sketch fifteen edible wild plants. Identify each plant in the wild.

1. _____	6. _____	11. _____
2. _____	7. _____	12. _____
3. _____	8. _____	13. _____
4. _____	9. _____	14. _____
5. _____	10. _____	15. _____

- ☐ 2. Identify in the wild five trees and five shrubs which are edible.

Trees

Shrubs

1. _____	_____
2. _____	_____
3. _____	_____
4. _____	_____
5. _____	_____

- ☐ 3. Identify, prepare, and eat three kinds of wild berries or fruits, three kinds of beverages, three salad plants, three potherbs (greens), and two tubers or roots.

Wild Berries/Fruits

Beverages

1. _____	1. _____
2. _____	2. _____
3. _____	3. _____

Salad Plants

Potherbs (greens)

1. _____	1. _____
2. _____	2. _____
3. _____	3. _____

Tubers or Roots

1. _____
 2. _____
- ☐ 4. Demonstrate the preparation of wild foods in each of the following ways:
- a. Boiling
 - b. Frying
 - c. Roasting
 - d. Baking
 - e. Demonstrate how to prepare four parts of the common milkweed or day lily for food.
- ☐ 5. Explain how to identify three "odd-shaped" edible fungi and how to identify the deadly mushroom amanitas.
1. _____
 2. _____
 3. _____
- Amanitas _____
- _____
- _____
- ☐ 6. What root plant can be dried and ground into meal?
- _____
- _____
- ☐ 7. Know at least 8 families embracing the poisonous or doubtful plants.
1. _____
 2. _____
 3. _____
 4. _____
 5. _____
 6. _____
 7. _____
 8. _____
- ☐ 8. What is the cardinal edibility rule?
- _____
- _____



Pathfinder's Name

Fire Building and Camp Cookery

- ☐ 1. Lay five different kinds of fires and know their uses. Two of these fires must be cooking fires.

Fires

Uses

- | | |
|----------|-------|
| 1. _____ | _____ |
| 2. _____ | _____ |
| 3. _____ | _____ |
| 4. _____ | _____ |
| 5. _____ | _____ |

- ☐ 2. Safely make wood shavings or fuzz sticks.
- ☐ 3. Show correct techniques for starting a fire.
- ☐ 4. Start a fire with one match and keep it going for at least ten minutes.
- ☐ 5. Know and practice fire safety rules.

- ☐ 6. Show how to correctly and safely cut and split wood for a fire.
- ☐ 7. Start a fire on a rainy day.
- ☐ 8. Demonstrate the following cooking techniques:
- a. Boiling
 - b. Frying
 - c. Baking bread on a stick
 - d. Aluminum foil baking
 - e. Reflector oven baking
 - f. Simmering
- ☐ 9. Know one method of keeping food cool while camping other than with ice.

- ☐ 10. Know ways to keep your food and utensils safe from animals and insects.
- _____
- _____
- ☐ 11. Why is it important to keep your cooking and eating utensils clean?
- _____
- ☐ 12. Showing knowledge of proper nutrition and food groups, make up a complete and balanced menu for six camping meals. Include the following: (Complete Chart #1)
- a. A breakfast, lunch, or supper good for a trail hike where light weight is important. The meal should not need cooking but should be nutritious.
 - b. The remaining five meals may be made up of any type of food: canned, fresh, frozen, or dried. One of the five must be a one-pot meal.
- ☐ 13. Make up a supply list of items that will be needed to prepare the above six meals. (Complete Chart #2)
- ☐ 14. Know how to:
- Properly and safely handle food _____
- _____
- Dispose of trash and garbage _____
- _____
- Wash your gear _____
- _____

Fire Building and Camp Cookery, Chart #1

Breakfast	Lunch	Supper
		Friday
Saturday	Saturday	Saturday
Sunday	Sunday	

Fire Building and Camp Cookery, Chart #2

Supper Friday


Breakfast Saturday

Lunch Saturday

Supper Saturday

Breakfast Sunday

Lunch Sunday



Pathfinder's Name _____

Knot Tying

- ☐ 1. Define the following terms:

- | | |
|-------------------|-------------|
| a. Bight | f. Turn |
| b. Running end | g. Bend |
| c. Standing part | h. Hitch |
| d. Underhand loop | i. Splice |
| e. Overhand loop | j. Whipping |

- ☐ 2. Know how to care for rope.

- ☐ 3. Describe the difference between laid rope and braided rope and list three uses of each.

Laid	Differences	Uses
------	-------------	------

_____	_____
_____	_____
_____	_____

Braided

_____	_____
_____	_____
_____	_____

- ☐ 4. Identify the following types of rope:

- | | |
|-----------|------------------|
| a. Manila | c. Nylon |
| b. Sisal | d. Polypropylene |

- ☐ 5. What are some advantages and disadvantages of synthetic rope?

Advantages _____


Disadvantages _____

- ☐ 6. Do the following to rope:
- Splice
 - Eye splice
 - Back splice
 - Finish the end of a rope with a double crown, whipping, or a Matthew Walker's knot.
- ☐ 7. Make a six-foot piece of three-strand twisted rope from native materials or twine.

Materials Used _____

- ☐ 8. From memory tie at least 20 of the following knots and know their common uses and limitations. Demonstrate how they are used.

___ Anchor bend	___ Lark's head
___ Bowline	___ Man harness knot
___ Bowline on a bight	___ Miller's knot
___ Butterfly loop knot or Alpine	___ Packer's knot
___ Butterfly knot	___ Pipe hitch
___ Carrick bend	___ Prusik knot
___ Cat's paw	___ Sheepshank
___ Clove hitch	___ Sheet bend
___ Constrictor knot	___ Slip knot
___ Crown knot	___ Slipped half hitch
___ Double bow	___ Slipped sheet bend
___ Double sheet bend	___ Square knot
___ Figure eight	___ Stevedore's knot
___ Fisherman's bend	___ Strangle knot
___ Fisherman's loop	___ Surgeon's knot
___ Halter hitch	___ Tautline hitch
___ Hunter's bend	___ Timber hitch
___ Lariat or Bowstring knot	___ Two half hitches



Pathfinder's Name

Orienteering

- ☐ 1. Explain what a topographic map is, what you expect to find on it, and three uses for it.

Explanation _____

Findings _____

Uses 1. _____
 2. _____
 3. _____

- ☐ 2. Identify at least 20 signs and symbols used on topographic maps.

- | | |
|-----------|-----------|
| 1. _____ | 11. _____ |
| 2. _____ | 12. _____ |
| 3. _____ | 13. _____ |
| 4. _____ | 14. _____ |
| 5. _____ | 15. _____ |
| 6. _____ | 16. _____ |
| 7. _____ | 17. _____ |
| 8. _____ | 18. _____ |
| 9. _____ | 19. _____ |
| 10. _____ | 20. _____ |

- ☐ 3. Give the nomenclature of an orienteering compass.

- ☐ 4. Know the meaning of the following terms:

Elevation _____

Contour interval _____

Magnetic North _____

Declination _____

Scale _____

Measuring _____

Back-azimuth _____

True North _____

Azimuth _____

Distance _____

- ☐ 5. Demonstrate how to shoot a magnetic azimuth.

- ☐ 6. Demonstrate how to march on a magnetic azimuth.

- ☐ 7. Know two methods to correct for declination

1. _____

2. _____

When is correction necessary?

- ☐ 8. Be able to orient yourself and a map by inspection and by compass.

- ☐ 9. Explain resection and its use.

Use _____

- ❑ 10. Prove your ability in the use of a map and/or a compass by following a one-mile (1.6 km) cross-country course with at least five given readings or control points.

Course location _____

Date _____

Given Readings

1. _____

2. _____


3. _____

4. _____

5. _____

Date completed _____

Instructor's Signature _____



Pathfinder's Name

Origami

- ☐ 1. What is Origami?

Where did it come from?

How was it used and developed?

- ☐ 2. Identify the symbols for the following terms:

- | | |
|--------------------|--------------------------------------|
| a. Valley fold | g. In front |
| b. Mountain fold | h. Behind |
| c. Cut | i. Tuck in, open out, or apply force |
| d. Existing crease | j. Fold over and over |
| e. Hold here | k. Turn model over |
| f. Watch this spot | |

- ☐ 3. Demonstrate folding the following folds:

- | | |
|-----------------|---------------------|
| a. Reverse fold | d. Book fold |
| b. Squash fold | e. Preliminary fold |
| c. Petal fold | f. Blintz fold |

- ☐ 4. Demonstrate folding the following bases:

- a. Bird base
- b. Waterbomb base
- c. Frog base

- ☐ 5. Do three of the following models:

- | | |
|------------------|--------------|
| a. House | d. Housefly |
| b. Lotus blossom | e. Butterfly |
| c. Cicada | |

- ☐ 6. Choose three of the following models to fold or select similar models from Origami books:

- | | |
|-------------------|----------------|
| a. Jumping Frog | e. Leaf |
| b. Carrier Pigeon | f. Walking dog |
| c. Sailboat | g. Duck |
| d. Hen | |


- ☐ 7. Fold one model of your choice from memory from requirement 5 or 6.

Model _____

- ☐ 8. Illustrate a Bible story using several Origami models.

Bible Story _____

Models used _____



1. What is meant by the term “patriarch” in a biblical context?

2. List four major patriarchs whose experiences are recorded in the book of Genesis. Develop a media experience that includes:

- a. An outline of their experience
- b. A character trait they exemplify
- c. Their importance to the rest of the Bible
- d. An instance where God talked directly to them

Spiritual Growth
North American Division
2017 Edition

3. Who is the father of the twelve patriarchs of Israel? Illustrate using a family tree drawing of their parents, outlining the chronological order of their births.

4. Name three biblical patriarchs not found in the book of Genesis and briefly describe their significant role in the Bible.

5. Read a chapter from Patriarchs and Prophets, written by Ellen White, that covers your favorite patriarch. Find five points that you may have learned from your reading. As a group or with a leader discuss the five points.

6. Search Genesis 6 and find the evidence that Noah was called by God.

7. Draw an image of a boat.

- a. Inside the boat, list the reasons Noah's family chose to go on the boat.
- b. Outside the boat, list the reasons the people chose not to go on the boat.
- c. Circle those things that would influence your decision to be inside or outside the boat.

8. Compare and contrast Genesis 12 and 22 discussing how Abraham's faith grew.

9. Give the reason for God changing Abram's name to Abraham, found in Genesis 17. List why the name was changed, the time frame, and the effect.

10. List three major events in Joseph's life where God took a bad situation and used it to further His will.

11. When Joseph's brothers came to Egypt, he devised a few tests; what was he trying to ascertain? List the tests and what they were designed to show.

12. Illustrate the significance of Moses' life in three major stages. List the length of time, what he learned and what caused the changes.

- a. Prince of Egypt
- b. Shepherd
- c. Leader of his people

13. What was the primary reason God chose to keep Moses from entering the Promised Land?
Discuss whether this was fair and why.

14. Although Moses did die and his body never found, show biblical proof that he is in Heaven.

15. Find three examples of how Joshua exhibited his faith in God when others questioned God. Provide biblical text to support your answer.

This image shows a blank sheet of white paper with horizontal ruling lines. The lines are evenly spaced and run across the width of the page. There are no margins, text, or other markings on the paper.



Pathfinder's Name _____

Prayer

1. As a group or with a friend discuss:

a. What do you think prayer is?

b. Why do you believe prayer is important?

c. Do you think a person can be a Christian and not pray?

2. Individually or as a group, examine the two versions of the Lord's Prayer (Matthew 6:9-13 and Luke 11:2-4) found in the gospels.

a. What are the differences?

b. When might one of the versions be more appropriate than the other in your spiritual life?

c. Why do you think the Lord's Prayer is important to Christianity? To you?

3. Locate six prayers in the Bible (at least 2 of Jesus' and 2 in the Old Testament), then:

- a. Read / listen to each prayer
- b. Discover who prayed, what they prayed for, and why they prayed.
- c. Discover the result of each prayer

5. As a group or with a friend, read / listen to and discuss the chapter on Prayer in the book Steps to Christ.

6. As a group or with a friend, discuss how you have seen God answer personal prayer, whether your prayers or those of a friend or family member.

7. Develop a personal prayer life by praying daily for a month for:

A mission / missionary

Person(s) who are ill

A church or school leader

An issue(s) affecting the neighbors of your community.

Share your experience with your group and/or instructor.

8. Pray with someone that has a physical, emotional, or spiritual need.

Date Completed _____ Instructor's Signature _____

Spiritual Growth
North American Division
2011 Edition



Pathfinder's Name

Sanctuary Honor

- ☐ 1. Name the three main parts of the sanctuary and the court yard.

1. _____
2. _____
3. _____

Tell what was in each part.

1. _____

2. _____

3. _____

Tell what each piece of furniture represents.

1. _____

2. _____

3. _____

4. _____

5. _____

6. _____

- ☐ 2. Draw a scale model of the sanctuary, the court yard and the position of all the furnishings. (Remember to add N, S, E, W)

- ☐ 3. How many coverings were over the sanctuary?

List the type of coverings in the order from inside to outside.

Tell what each covering represented.

1. _____

2. _____

- ☐ 4. The following colors were used in the sanctuary and in the priests clothing. Tell what each color represented.

Red _____

Blue _____

Purple _____

White _____

Black _____

Gold _____

Silver _____

Brass _____

- ☐ 5. Discuss and memorize 1 John 1:9, Daniel 8:14, and Exodus 25:8.

- ☐ 6. The priests were from which of the 12 tribes?

Why? _____

- ☐ 7. Describe the robe of the common priest.

The high priest.

- ☐ 8. Read and discuss The Great Controversy page 488 and Hebrews 4:14-16.

- ☐ 9. What kinds of animals were brought daily to the courtyard?

- ☐ 10. Write a paragraph or tell how you see Christ represented in the sanctuary and its services.



Pathfinder's Name

Stars

- ☐ 1. Answer the following questions:
What is the earth's nearest celestial neighbor? _____
What is its distance from the earth? _____
What governs the tides? _____
What causes an eclipse? _____
What is a shooting star? _____
- ☐ 2. Make a diagram showing relative positions and movements of the earth, sun, and moon. Show positions and area events for eclipses of the sun and moon. One may demonstrate by using an orange, walnut, and marble, or similar objects, to show positions and movements of the earth, sun, and moon when there is an eclipse of the sun and when there is an eclipse of the moon.
- ☐ 3. Make a diagram of our solar system

Name the planets in order from the sun.

- | | |
|----------|----------|
| 1. _____ | 6. _____ |
| 2. _____ | 7. _____ |
| 3. _____ | 8. _____ |
| 4. _____ | 9. _____ |
| 5. _____ | |

- ☐ 4. How fast does light travel? _____
How far does light travel in a year? _____

- ☐ 5. What is the difference between planets and fixed stars?

Identify in the sky eight fixed stars.

- | | |
|----------|----------|
| 1. _____ | 5. _____ |
| 2. _____ | 6. _____ |
| 3. _____ | 7. _____ |
| 4. _____ | 8. _____ |

- ☐ 6. What is a constellation? _____

Name and point out six.

- | | |
|----------|----------|
| 1. _____ | 4. _____ |
| 2. _____ | 5. _____ |
| 3. _____ | 6. _____ |

Name two constellations visible throughout the year.

- | | |
|----------|----------|
| 1. _____ | 2. _____ |
|----------|----------|

- ☐ 7. For the Northern Hemisphere: draw a chart of the Big Dipper, Cassiopeia, and the North Star. For the Southern Hemisphere: draw a chart of the Southern Cross, Orion and Scorpio.

- ☐ 8. What is the Milky Way? Observe the Milky Way in the night sky.

- ☐ 9. What is the morning star and evening star?

Morning star _____

Evening star _____

Why does it carry both names? _____

Observe the morning and evening star in the sky.

- ☐ 10. Explain zenith and nadir.

Zenith _____

Nadir _____

❑ 11. What is the aurora borealis? _____

What causes it? _____

❑ 12. Discuss the statement made by Ellen G. White in *Early Writings*, page 41, concerning the opening in Orion.



Pathfinder's Name

Trees

- ☐ 1. Describe the ways in which trees and shrubs differ.

Trees _____

Shrubs _____

- ☐ 2. Collect and identify typical leaves from 15 different species of trees. Spread neatly, press dry, mount, and label in a suitable notebook or on uniform-size sheets of paper.

- ☐ 3. Name two examples each of trees that have been named for:

What they are used for

1. _____

2. _____

The surroundings or environment in which they grow

1. _____

2. _____

Some distinctive feature

1. _____

2. _____

The geographic region in which they live

1. _____

2. _____

Persons who first found and described them

1. _____

2. _____

- ☐ 4. Give the common name and tell the difference between the two great classes of trees.
1. _____ 2. _____
- Difference _____
- ☐ 5. Describe the importance of forest conservation in your area.
- _____
- _____
- _____
- ☐ 6. Name several examples of the kinds of wood used in each of the following:
- Flooring for houses
1. _____ 3. _____
2. _____ 4. _____
- Common plywood
1. _____ 3. _____
2. _____ 4. _____
- Furniture
1. _____ 3. _____
2. _____ 4. _____
- Ax handles
1. _____ 3. _____
2. _____ 4. _____
- Fence posts
1. _____ 3. _____
2. _____ 4. _____
- Railroad ties
1. _____ 3. _____
2. _____ 4. _____
- Support beams for construction work
1. _____ 3. _____
2. _____ 4. _____

Bows and arrows

- | | |
|----------|----------|
| 1. _____ | 3. _____ |
| 2. _____ | 4. _____ |

Ideal for use as kindling

- | | |
|----------|----------|
| 1. _____ | 3. _____ |
| 2. _____ | 4. _____ |

Burns slowly and leaves a bed of hot coals

- | | |
|----------|----------|
| 1. _____ | 3. _____ |
| 2. _____ | 4. _____ |

- ☐ 7. Name two examples each of trees which:

Grow best in wet lands

- | | |
|----------|----------|
| 1. _____ | 2. _____ |
|----------|----------|

Grow best at high levels in mountains

- | | |
|----------|----------|
| 1. _____ | 2. _____ |
|----------|----------|